






# INSPIRY

*Live an  
Inspired Life*

Wallpapers work like magic. They breathe a new lease of life in a mundane setting. They transform an ordinary space into an extraordinary world. They make old walls come alive and silent walls talk! But most importantly, they mirror your personality, aesthetic sense and creativity.

Like all precious things, wallpapers too need to be taken care of, so that they continue to lend beauty, energy and vibrancy to your home or office interiors. The good news is that taking care of your wallpaper is not a painstaking task at all! In fact, it is a simple routine which, if followed on a regular basis, can ensure a longer life to your wallpaper.

## CARE SYMBOLS

SYMBOL	METHOD
<p>Spongeable</p> 	<p><b>Spongeable</b> – Using a water dampened cloth, adhesive maybe wiped from the face of the wallpaper at the time of hanging without visible damage, provided the adhesive is still damp. No other type of washability is claimed or implied.</p>
<p>Washable</p> 	<p><b>Washable</b> – Using a damp cloth and soapy water, dirt and some domestic water based stains maybe cleaned carefully from wallpaper. Oils, fats and solvent based stains are not expected to be removable.</p>
<p>Extra Washable</p> 	<p><b>Extra Washable</b> – Using a damp cloth and soapy water, dirt and most domestic water based stains maybe cleaned carefully from wallpaper. Oils, fats and solvent based stains are not expected to be removable, but some greasy stains can be removed if action is taken immediately.</p>
<p>Scrubbable</p> 	<p><b>Scrubbable</b> – Using a mild detergent or mild abrasive with a soft brush or sponge, dirt and most domestic water based stains maybe cleaned from the wallpaper. If action is taken immediately then oils, fats and certain solvent based stains can also be removed.</p>
<p>Extra Scrubbable</p> 	<p><b>Extra Scrubbable</b> – Dirt and all domestic water based stains maybe cleaned from the wallcovering by intensive treatment with a sponge or soft brush and a mild detergent or mild abrasive. Oils, fats and certain solvent based stains can also be removed if action is taken immediately after contamination.</p>